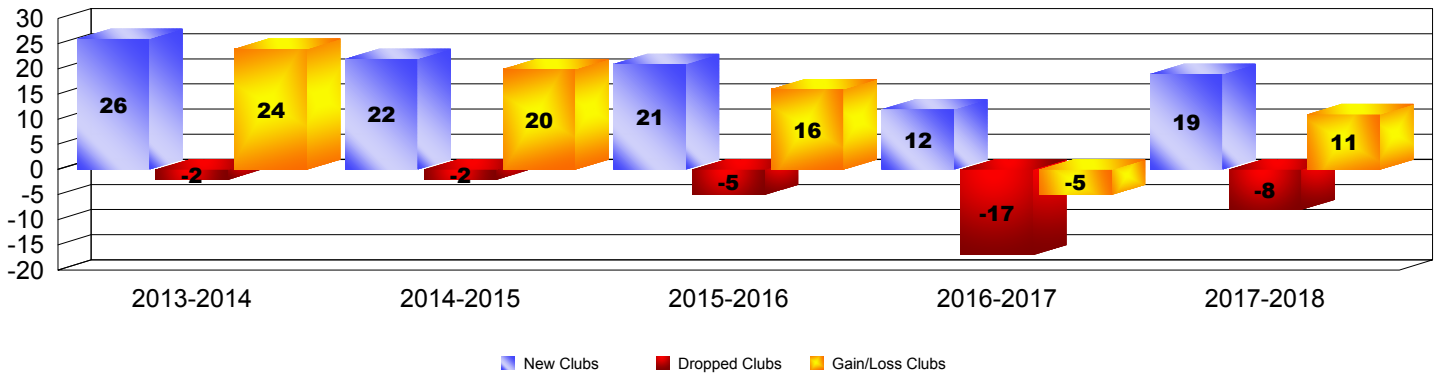
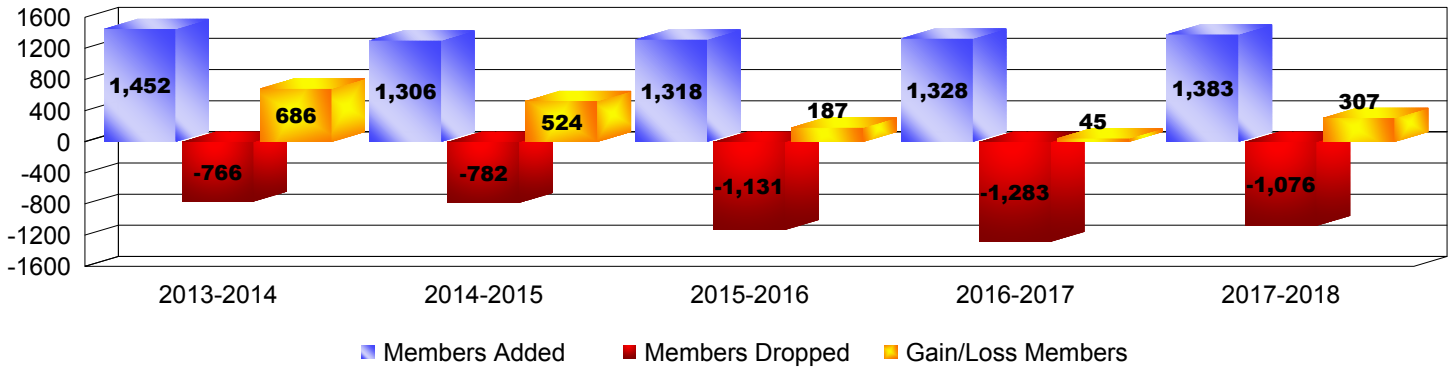


Year	New Clubs	Dropped Clubs	Gain/Loss Clubs	New Members	Charter Members	Reinstate Members	Transfer Members	Total Member Added	Total Members Dropped	Gain/Loss Members
2013-2014	26	-2	24	666	733	41	12	1452	-766	686
2014-2015	22	-2	20	672	609	15	10	1306	-782	524
2015-2016	21	-5	16	605	601	105	7	1318	-1131	187
2016-2017	12	-17	-5	785	387	144	12	1328	-1283	45
2017-2018	19	-8	11	730	581	55	17	1383	-1076	307
Average	20	-7	13	692	582	72	12	1357	-1008	350

Clubs




Members



Membership Composition

June 2018 Cumulative



Gender Comparison

June 2018 Cumulative

